


ELECTRONICS & DEFENSE



BUILD YOUR OWN SECURESYNC 2400 MASTER CLOCK GUIDE



1. Choose the Form Factor



2. Select the Backup Oscillator

240W-XYZ	0 = TCXO	1 = OCXO	2 = OCXO LPN	3 = Rubidium	3 = Rub LPN
Accuracy to UTC (locked to GPS, @ 1 sigma)	±50 ns	±25 ns	±15 ns	±15 ns	±15 ns
Holdover (constant temp after 2 weeks of GPS lock)					
After 4 hours	12 µs	1 µs	0.5 µs	0.2 µs	0.2 µs
After 24 hours	450 µs	25 µs	10 µs	1 µs	1 µs
Signal Waveform & Levels: TTL (5 V _{P-P}), into 50 ohm, BNC					

3. Build the Power

Single Fixed Power
240W-XYZ
Populate the X with the a power option below: 0 = 100-240 VAC 3 = 12 VDC 4 = 24/48 VDC <i>Integral power supply, ships with line cord or mating connector</i>
Hot Swap Power
240W-6YZ
Dual Hot-Swap requires ordering at least one power module, on top of power option 6 for the base unit. Order (1) or (2) of these power supply line items with the base unit, in any combination: 2400-HS-A1 = 100-240VAC 2400-HS-D1 = 12 VDC 2400-HS-D2 = 24/48 VDC



4. Pick the I/O

Expand Network Capacity



1204-49 Dual Nic Option Card (SFP)
(NTP-Only Ports)



1204-4A Quad Nic Option Card (SFP)
(NTP-Only Ports)

Order Option Card(s)

- 2400 includes two Gbe Network ports on chassis (1) RJ-45, (1) SFP.
- Add additional network cards to increase processing capacity and the number of ports from 2 (Base) to 4, 6, 8, or 10 network ports in a single 1RU chassis.
- The ethernet ports of the base chassis unit provide NTP, PTP, and Management capabilities.
- Field upgradeable.



**Order
SFP-Copper
Module(s)**

5. Add NENA Compliance




CA08R-0000-0010 NENA Breakout Cable


- IRIG Out (BNC)
- ASCII RS-232 OUT (DB9F)
- ASCII RS-485 OUT AND Relay/Alarm* OUT (Terminal Block)

** Requires 1204-0F installed*

With these options installed, SecureSync meets NENA Master Clock spec: NENA-STA-026.5-2016 and offers compatibility to synchronize legacy Spectracom TimeView Display Clocks over RS-485 Terminal Block. For more information on set up of these options, see SecureSync2400_NetClock_Option_Guide_rev1

1204-0F Alarm Relay Option Card





Example Configuration

- (1) SecureSync 2406-613
- (1) 2400-HS-A1
- (1) 2400-HS-D2
- (1) 1204-4A
- (1) 1204-49
- (1) CA08R-0000-0010
- (1) 1204-OF

6. Add on the Accessories

Antenna



8230

Anti-Jam Antenna



8230AJ

Surge Protector



8226

Inline Amplifier



8227

Flat Roof Antenna Base



8213

Flat Roof Antenna Base



8213

Grounding Kit for Surge Protector



8226-0002-0600

Antenna Splitter




8224

Ruggedized Antenna Bracket



ANT-KT

Antenna Post Mast



8235

Antenna Coax Cable



CA01-0N0N-3xxx

SecureSync Breakout Cable



CA08R-D500-0001

safran-navigation-timing.com



Buy Now

July 14, 2023