

# GSG-ANECHOIC

## REVOLUTIONARY ANECHOIC CHAMBER SIMULATOR SYSTEM

### What is GSG-Anechoic?

Built on our proven COTS GNSS simulation platforms, GSG-Anechoic allows users to accurately simulate real-world GNSS environments in their anechoic chambers. GSG-Anechoic has up to 21 individual RF outputs, enabling the system to drive up to 21 multi-frequency antennas.

### Why Choose GSG-Anechoic?

Revolutionary features like automatic antenna mapping, automatic time delay calibration, and automatic power loss calibration are what make GSG-Anechoic the most advanced anechoic chamber simulator on the market today. GSG-Anechoic was designed from the ground up for the user, by users.

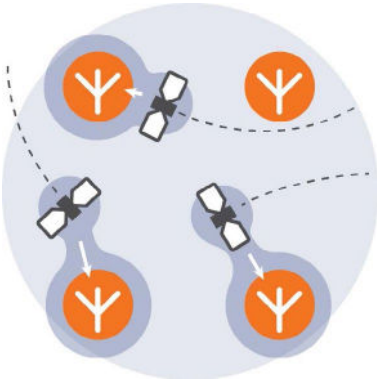
Powered by the Skydel simulation engine, it features an easy to use software environment and an intuitive hardware build that supports engineers during all phases of their testing.

The system can be calibrated in time and power — not only in relative terms (each antenna compared to the next), but also in absolute terms.

The software calibration cuts calibration times from days to minutes. All aspects of the GSG-Anechoic system are made to enable better, easier, and lower cost testing.

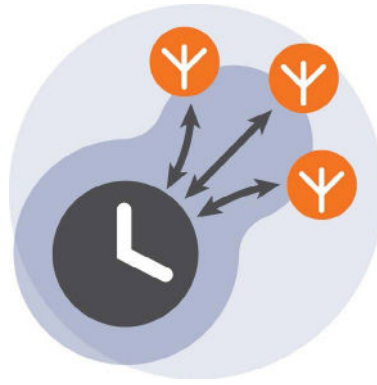


# GSG-ANECHOIC



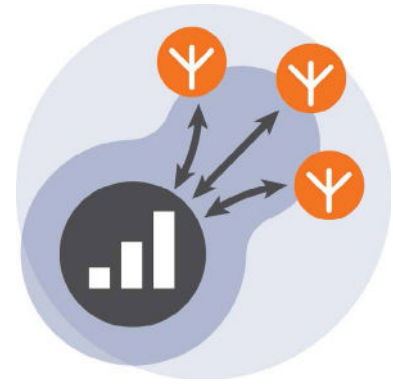
## Automatic Antenna Mapping

Signals are automatically mapped to the correct transmit chain based on user specified antenna locations.



## Automatic Time Delay Calibration

Automatically calibrates the time delay of each transmit chain.



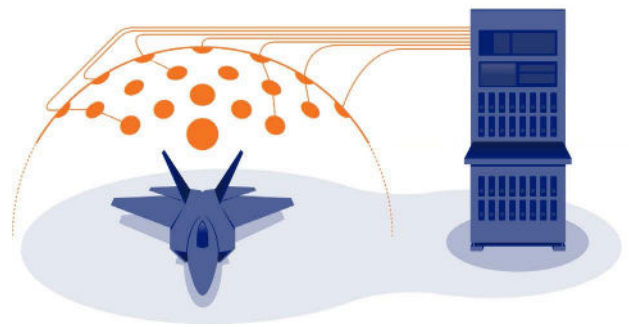
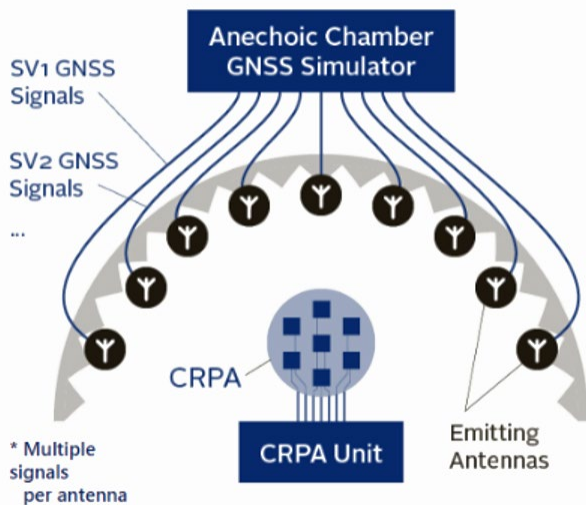
## Automatic Power Loss Calibration

Automatically calibrates the power loss of each transmit chain.

## Features and Advantages of GSG-Anechoic

- **Full System Testing:** Assesses antenna and electronics performance.
- **Real-World RF Interference:** Simulates realistic interference for challenging environments.
- **Over-the-Air (OTA) Testing:** Shielded environment, free from external interference.
- **Realistic GNSS Simulation:** Simulates real-world signals and spatial diversity.

21 RF Outputs
GPS Open Codes: L1C/A, L1C, L1P, L2P, L2C, L5
Galileo: E1, E5a, E5b, E6 HAS
GLONASS: G1, G2
BeiDou: B1, B2
Navic : L1, L5, S-band
SBAS: L1, L5
QZSS: L1-C/A, L2C, L5, L6
Custom Signals



## Software-Defined Architecture

GSG-Anechoic takes advantage of state-of-the-art software defined radios (SDR) for RF up-converting while signal IQ generation uses high performance commercial-off-the-shelf (COTS) graphics-processing units (GPU).

Final system specifications change according to end use applications and requirements (chamber dimension, signal strength, etc.).

# POWERED BY TRUST

[safran-navigation-timing.com](http://safran-navigation-timing.com)

